



## Oahe Child Development Center, Inc. Annual Report

September 1, 2023 - August 31, 2024

2307 E. Capitol Ave, Pierre, SD 57501

605-224-6603 [www.oahechild.com](http://www.oahechild.com)

### Vision Statement

Caring communities that maximize the potential of all children and families.

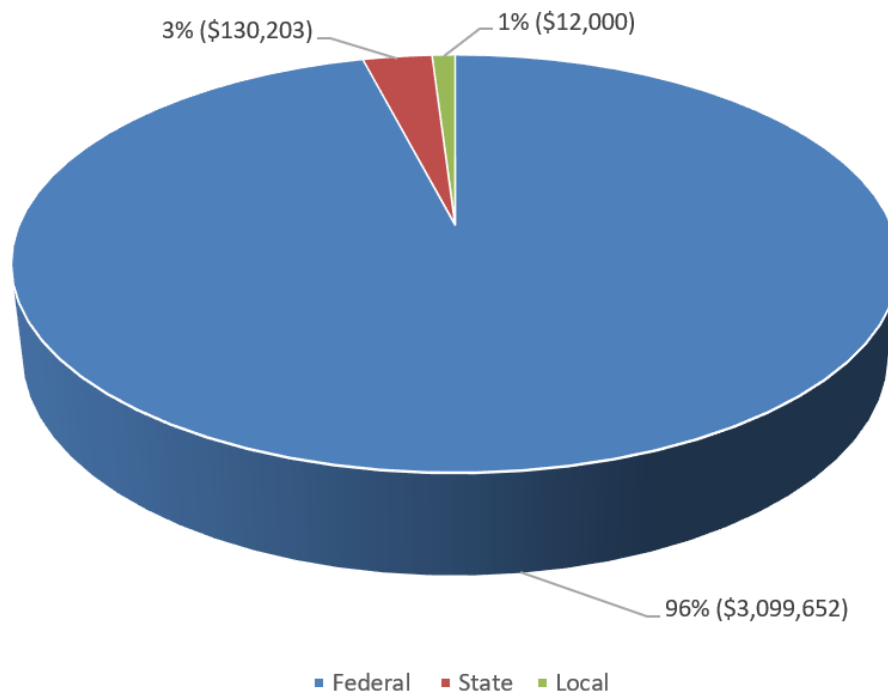
### Mission Statement

Empowering individuals, strengthening families, and building communities for school and life success.

### Oahe Child Development Center, Inc.

During the 2023-2024 program year, Oahe Child Development Center (OCDC) served 144 Head Start children from 127 families and 47 Early Head Start pregnant mothers, infants, and toddlers from 45 families. The monthly average enrollment was 100% of funded enrollment. Head Start center-based services were provided through centers located in Hughes and Jones County. Early Head Start home-based services were provided in Hughes, Hyde, Jones, Stanley, and Sully County. OCDC served approximately 88% of the eligible population.

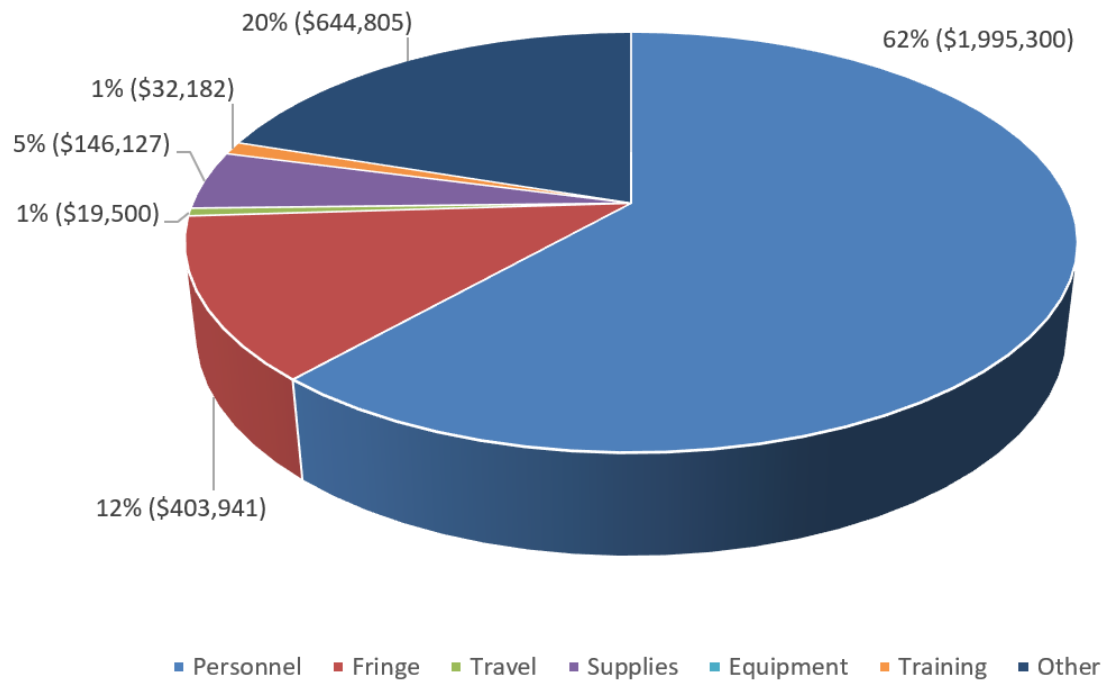
**2023 – 2024 Funding:** \$3,241,855



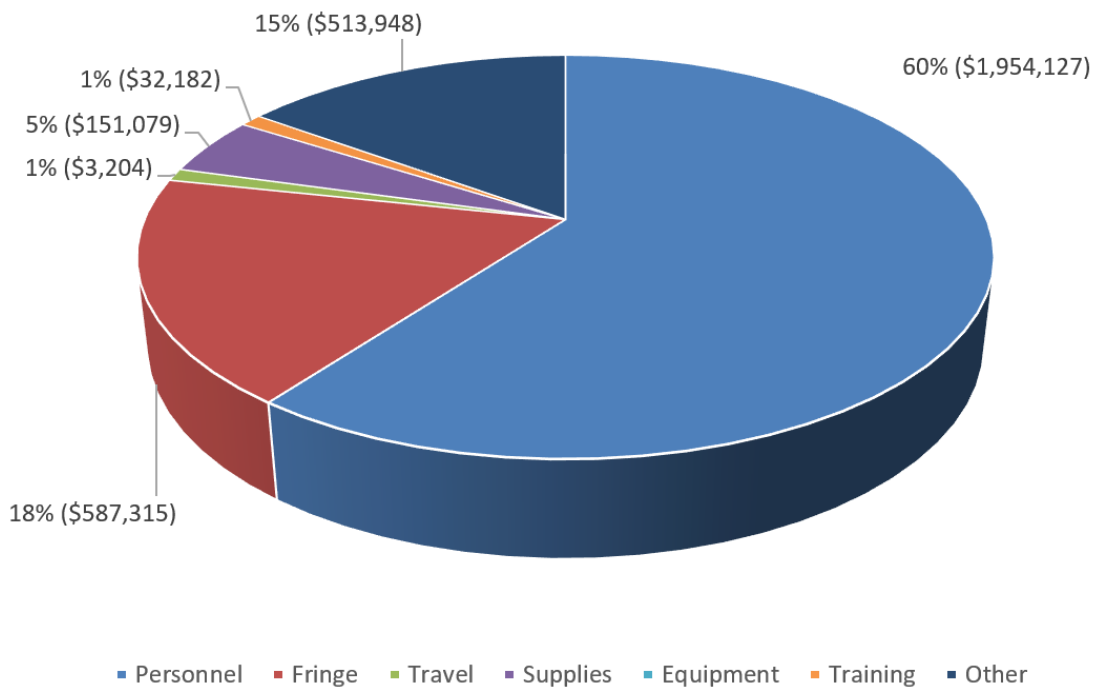
### Financial Information

- Federal funding primarily comes from the Head Start Basic Grant, Head Start Training Grant, Early Head Start Basic Grant, Early Head Start Training Grant.
- State funding comes from USDA Food Program Reimbursements (CANS).
- Local funding comes from United Way.

**2023 – 2024 Budget: \$3,241,855**



**2023 – 2024 Expenditures: \$3,241,855**



**Most Recent Audit and Review**

The results from the most recent Federal Monitoring Review (October 2023), showed no areas of noncompliance. The most recent financial audit (May 2024) had no findings as well.

### **Medical / Dental Information**

Oahe Child Development Center works with parents and the community to continue to educate regarding the importance of preventative care. The following chart shows information regarding the end of the 2023-2024 program year:

	Head Start	Early Head Start
The percentage that are up-to-date on a schedule of age-appropriate preventive and primary health care regarding medical exams.	92%	84%
The percentage of enrolled children that completed a professional oral examination during the program year.	92%	71%

### **Parent Engagement**

OCDC believes that parents are a child’s first and most important educator and sends home weekly educational home activities for the parents to complete with their child(ren). Parents are asked about their child’s strengths, needs, and interests. This parent engagement helps to promote positive child outcomes. Parents are encouraged to be engaged throughout the learning process as well as asked to be engaged in a variety of activities, committees, and volunteering opportunities in the program, some of which include Health Services Advisory Council, interview committees, parenting classes, Policy Council, and Parent Committees. Some specific parent engagement activities during the 2023-2024 program year included: Native American Hoop Dancing and Cultural Night, Fun with Fathers Activities, Make and Take Pizza Night with Obstacle Course, Kite Day, and a Fam Fest where families participated in early learning activities with their child.

Staff build relationships with parents and encourage them to set and achieve goals for themselves and their child(ren). The Head Start Parent, Family and Community Engagement Framework is utilized as a tool when working with families to set goals. OCDC’s Head Start families set 126 goals for themselves during our 2023-2024 program year and completed 110 of them for an 87% completion rate. Early Head Start families set 93 goals and completed 70 of them for a 75% completion rate. Parents are encouraged to attend parent events that focus on health and safety, mental health, nutrition, transition, family and community services, and education topics. During the 2023-24 program year, OCDC had 342 people volunteer services or items to our program, and 205 of those were current or former Head Start or Early Head Start parents.

### **School Readiness**

The focus of school readiness is making sure that children are ready for school, families are ready to support their children’s learning and schools are ready for children. OCDC partners with families to set school readiness goals which emphasize five domains of learning: (1) Approaches Toward Learning, (2) Social and Emotional Development, (3) Language and Literacy Development, (4) Cognition, Including Math and Science, and (5) Physical Development. School readiness goals apply to infants, toddlers, and preschool-aged children, with expectations progressing as children get older. The goals are aligned with South Dakota Early Learning Standards, Head Start Framework, and expectations of local schools. Creative Curriculum and Parents As Teachers are the curriculum used and progress towards school readiness goals is measured three times per year using data from the Desired Results Developmental Profile (DRDP) Assessment. DRDP has the following developmental levels: Responding Earlier (RE), Responding Later (RL), Exploring Earlier (EE), Exploring Middle

(EM), Exploring Later (EL), Building Earlier (BE), Building Middle (BM), Building Later (BL), and Integrating Earlier (IE). Note: Not all measures have the Exploring Middle (EM) developmental level as a rating option. The developmental progression ranges from earlier development on the left to later development on the right. The charts below show the percentage of children that scored in each developmental level at each of the three assessment periods of the 2023-2024 program year. The black vertical line represents the median score for Head Start children. DRDP research shows that most preschoolers will reach the building levels by the end of their preschool years.

### 2023-2024 Child Development Summary by Domain:

#### Approaches to Learning–Self-Regulation (ATL-REG)

	RE	RL	EE	EL	BE	BM	BL	IE
Spring 2024		1% 1		6% 8	11% 14	26% 33	31% 40	24% 31
Winter 2024	1% 1		3% 4	13% 17	13% 17	26% 33	35% 44	9% 11
Fall 2023	2% 2	1% 1	8% 10	18% 23	25% 32	24% 31	20% 25	2% 3

#### Social and Emotional Development (SED)

	RE	RL	EE	EL	BE	BM	BL	IE
Spring 2024		2% 2	1% 1	5% 7	8% 10	33% 42	28% 36	23% 30
Winter 2024		2% 3	2% 2	9% 12	26% 33	30% 38	28% 36	3% 4
Fall 2023	2% 2	2% 3	8% 10	15% 19	38% 48	22% 28	14% 18	

#### Language and Literacy Development (LLD)

	RE	RL	EE	EM	EL	BE	BM	BL	IE
Spring 2024		1% 1		2% 2	4% 5	17% 22	25% 32	29% 37	22% 28
Winter 2024		2% 2	3% 4	1% 1	6% 8	23% 29	30% 39	28% 36	7% 9
Fall 2023		2% 3	2% 3	8% 10	15% 19	33% 42	23% 29	16% 20	1% 1

#### Cognition, Including Math and Science (COG)

	RE	RL	EE	EL	BE	BM	BL	IE
Spring 2024				5% 6	9% 11	29% 36	29% 37	29% 36
Winter 2024			3% 4	7% 9	17% 21	32% 40	33% 41	9% 11
Fall 2023		2% 3	6% 8	16% 20	27% 34	28% 35	20% 25	2% 2

#### Physical Development–Health (PD-HLTH)

	RE	RL	EE	EM	EL	BE	BM	BL	IE
Spring 2024		1% 1			1% 1	6% 8	21% 27	30% 38	41% 53
Winter 2024			1% 1		5% 6	14% 18	29% 37	36% 46	16% 20
Fall 2023			1% 1	2% 3	10% 13	30% 38	30% 38	27% 35	

## OCDC Program CLASS Scores

Classroom Assessment Scoring System (CLASS) is used to monitor classroom quality. The classrooms are scored on a scale of 1-7 with 7 being the best, except for the negative climate in which a score of 1 is the best. The following are scores from our most recent Federal CLASS Review, which occurred in January 2024.

<b>Domain</b>	<b>Dimension</b>	<b>2024 OCDC CLASS Scores</b>	<b>2024 Regional CLASS Scores Average</b>
<b>Emotional Support</b>	Positive Climate	5.9	6.1
	Negative Climate (Smaller number is better)	1.1	1.0
	Teacher Sensitivity	6.0	6.0
	Regard for Student Perspectives	5.4	5.4
	<b>Average of Dimension</b>	6.0625	6.1331
<b>Classroom Organization</b>	Behavior Management	6.2	6.1
	Productivity	5.9	6.1
	Instructional Learning Formats	4.9	5.2
	<b>Average of Dimension</b>	5.6458	5.8366
<b>Instructional Support</b>	Concept Development	2.4	2.4
	Quality of Feedback	2.5	2.9
	Language Modeling	4.3	3.5
	<b>Average of Dimension</b>	3.0625	3.0131

Transition activities and information are provided to ensure the smooth movement of children and families from Head Start into a public education setting, from Early Head Start to Head Start, as well as through other life changes. This is accomplished through the use of informational materials, parent socials, visits to the public school or Head Start, transition meetings with local education agencies, transfer of records, and ongoing education about the transition process. Examples of transition activities included: educational material sent to families about sippy cups, pacifiers, toilet training, new siblings, new baby packets, meetings with kindergarten teachers, and transition plans for each child. Transition packets and information are given to families for summer activities and information about the child's next placement.

### **Parent Statistics from our 2023-24 Program Year**

Percent of parents that:

stated staff kept them informed of program information, activities, socials or parent meetings.	100%
felt program staff listened to their concerns and provided appropriate information, resources, and referrals to meet their family's needs.	99%
gained knowledge regarding their child's health care needs.	99%
stated they strengthened their ability to help their child build social and emotional skills.	100%
stated they strengthened their ability to help their child build math skills.	95%

stated they gained knowledge and strategies that helped them with their child with his/her literacy and language skills.	99%
stated they had become more involved with their child's education.	100%
stated their family developed or maintained healthy eating habits.	94%
stated their family developed or maintained an active lifestyle.	96%
stated our program gave them an opportunity to advance their career and other life goals.	89%
stated they were more aware of the agencies in the community that provide services to their family.	97%
were aware that OCDC was able to help their family obtain mental health counseling when needed.	99%
felt their self-confidence and leadership skills improved by being involved with our program.	96%
felt that OCDC staff helped them make progress towards their family goals	99%
had experiences in our program that supported their self-sufficiency, parenting skills, or their family's independence.	100%
stated the overall quality of services that OCDC provided to their families as above average and excellent.	95%

The following are a few comments from the parents of our enrolled children during the 2023-2024 program year:

- I love being able to watch my children and other children grow into such amazing kids. We are very fortunate to have such an amazing program in the community.
- Head Start has helped all my children grow in many ways. My children have become confident individuals and Head Start prepared them for “big kid” school. My children have loved their time at Head Start and still talk about the memories they made and the teachers/staff that impacted their lives. Head Start helped instill a love of learning in my children.
- OCDC has helped us tremendously by working with us one on one and creating and establishing a relationship with us as parents, helped our children get a jump start, and helped us with getting involved into the community.
- Head Start has had a big impact on my child. She amazes me with what she knows now and continues to learn. She enjoys doing homework now that she can recognize letters, numbers, and patterns. She also understands what healthy and unhealthy foods are. She's grown into such a social butterfly compared to the first year.
- Ever since we started at OCDC, they have helped us and impacted us with love, care and amazing teamwork. I see daily, weekly, and monthly how I can be better as a parent because all children are not alike. The staff have helped teach me different techniques of parenting. I see everyday what my kids bring home and the skills they build. I truly believe in this program and I am proud to be a part of it. My kids will be more successful in school and life because of this program and all the teachers, aids, and staff!! Thank you!
- Head Start has been such a comfort to our family. We feel that it has provided quality care and education for our family and our children. It encourages us to be more active in our children's lives and helps us gain more knowledge on how to properly shape our futures. We couldn't be happier with everything this program does. We truly appreciate what it has done for our family.

## **Strengths Noted from OCDC's Community Assessment**

Strengths noted in the communities served include Head Start, Pierre Area Referral, Feeding South Dakota, Discovery Center, YMCA, local churches, and schools. The collaborative spirit among community agencies and residents, working together to support one another especially in times of need, is an added strength within the communities served by OCDC.

## **Summary of Key Findings from OCDC's Community Assessment**

Key findings from the overall community assessment that provide vital information for program planning include:

- Staff recruitment and retention are vital to providing quality services.
- Severe chronic absences significantly impact child outcomes.
- South Dakota childhood obesity is still a concern.

OCDC used the information obtained from the community assessment in conjunction with other program data to guide program services and set program goals and objectives.

*A United Way partner agency.*

