



Oahe Child Development Center, Inc. Annual Report

September 1, 2013 - August 31, 2014

2307 E. Capitol Ave, Pierre, SD 57501

605-224-6603

www.oahechild.com

Vision Statement

Oahe Child Development Center recognizes and celebrates the family through its direct and consistent involvement with parent and child. We strongly believe parents are the primary educators of their child(ren) and the staff will support the belief that we are all learning together. This program will focus on developing self-esteem for the family, including physical, social, emotional, and intellectual development for both the children and parents.

Mission Statement

Leading Children and Families into the Future

Belief Statements/Core Values

We believe in and celebrate the family through our direct and consistent involvement with the parent and child, our belief that parents are the primary educators of their child(ren), and that we are all learning together. We are supporting self-esteem, physical, social, emotional, and intellectual development for both child(ren) and the parents.

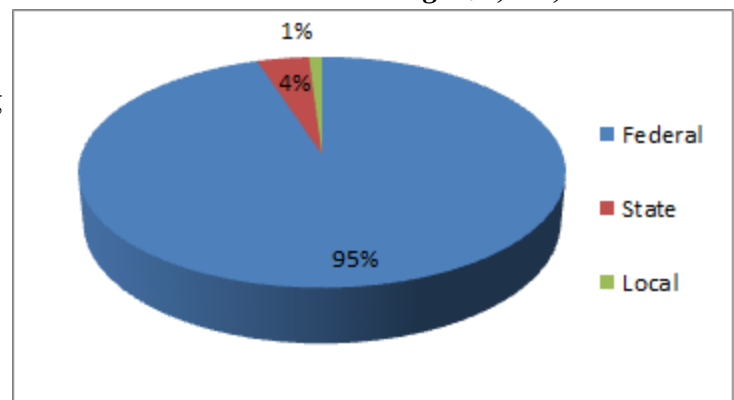
Oahe Child Development Center, Inc.

During the 2013-14 program year, Oahe Child Development Center (OCDC) was funded to serve 156 Head Start children and 44 Early Head Start pregnant mothers, infants, and toddlers. The monthly average enrollment was 100%. Head Start centers were located in Hughes, Hyde, and Jones County. Head Start home based services were provided in Mellette and Sully Counties. Early Head Start home based services were provided in Hughes, Hyde, Jones, Stanley, Sully, and Mellette County. OCDC served approximately 27% of the eligible population.

Financial Information

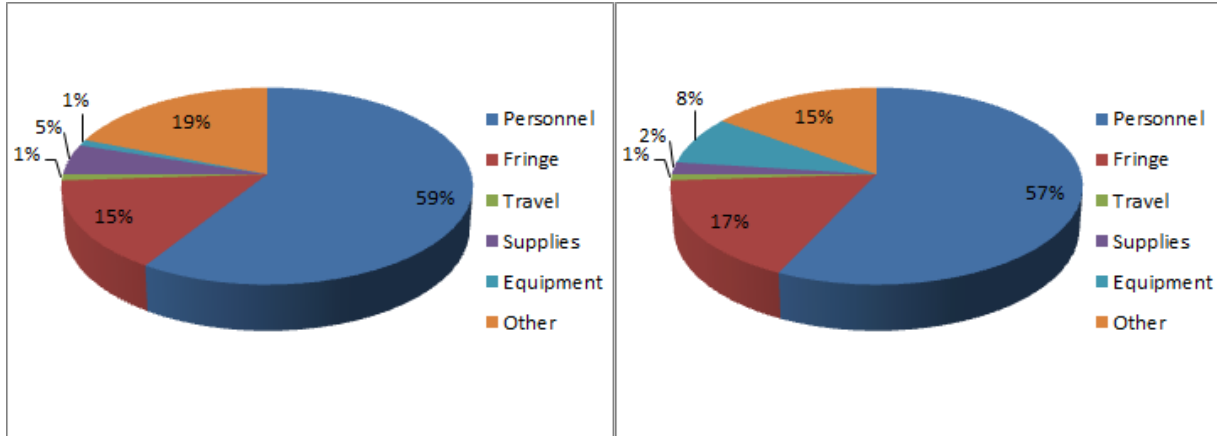
- Federal funding primarily comes from the Head Start Basic Grant, Head Start Training Grant, Early Head Start Basic Grant, and Early Head Start Training Grant.
- State funding comes from USDA Food Program Reimbursements.
- Local funding comes from United Way, SD Community Foundation, and Harvest of the Month.

2013 – 2014 Funding: \$1,745,649



2013 – 2014 Budget

2013 – 2014 Expenditures



Most Recent Audit and Review

The results from the most recent Federal Monitoring Review (October 2013), found one area of non-compliance regarding non-federal share. This was immediately corrected. The most recent financial audit (June 2014) had no findings.

Medical / Dental Information

Oahe Child Development Center works with parents and the community to continue to educate regarding the importance of preventative care. The following chart shows information regarding the 2013-2014 program year:

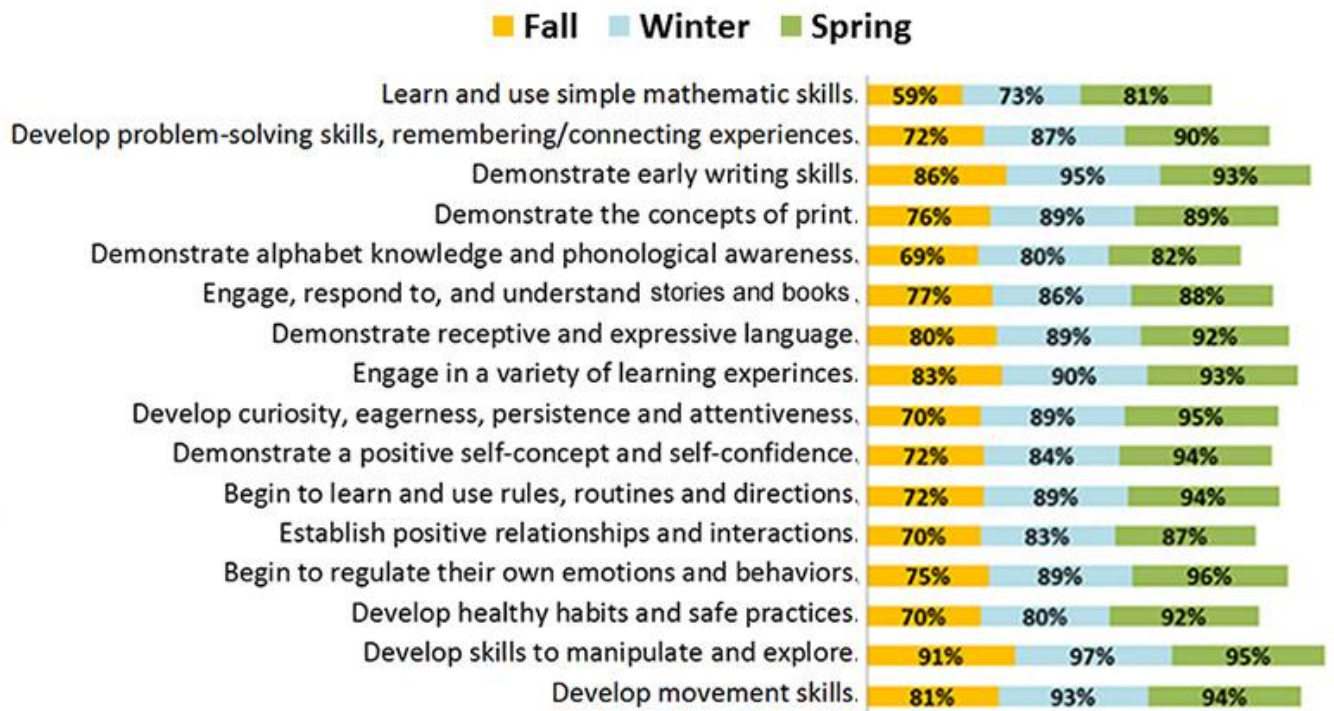
	Head Start	Early Head Start
The percentage who are up-to-date on a schedule of age-appropriate preventive and primary health care.	93%	92%
The percentage of Head Start children who have completed a professional dental examination since last year's Program Information Report.	76%	100%
The percentage of Early Head Start children who are up-to-date on preventive and primary oral health care according to the state's EPSDT schedule.		

School Readiness

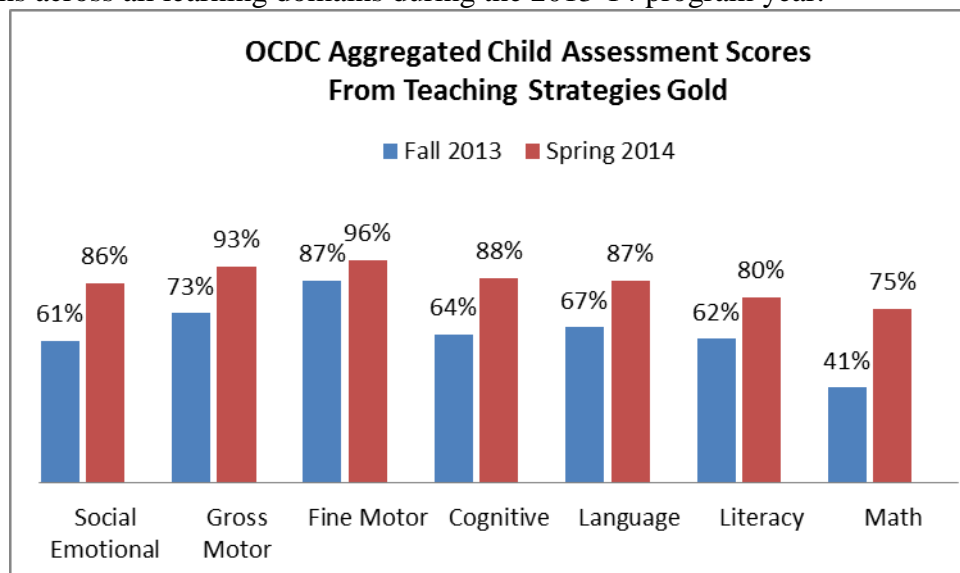
The focus of school readiness is making sure that children are ready for school, families are ready to support their children's learning and schools are ready for children. OCDC partners with families to set school readiness goals which emphasize five domains of learning: (1) Physical Development & Health, (2) Social and Emotional Development, (3) Approaches Toward Learning, (4) Language and Literacy Development, and (5) Cognitive and General Knowledge. School readiness goals apply to infants, toddlers, and preschool-aged children, with expectations progressing as children get older. The goals are aligned with South Dakota Early Learning Standards, Head Start Framework, and expectations of local schools.

The main curriculum used is Creative Curriculum and progress towards school readiness goals is measured three times per year using data from Teaching Strategies GOLD Assessment. The following chart shows the percentage of enrolled children that met or exceeded age level expectations on each of the school readiness goals during the Fall, Winter, and Spring assessments.

OCDC School Readiness Goal Scores 2013-2014



The following chart shows the percentage of enrolled children that met or exceeded age level expectations across all learning domains during the 2013-14 program year.



CLASS (Classroom Assessment Scoring System) is used to monitor classroom quality. The classrooms are scored on a scale of 1-7 and Oahe Child Development's classrooms scored well above the national and regional averages, as you can see from the chart below. Oahe Child Development is extremely proud of its staff, enrolled children and families, Board of Directors and Policy Council who all work hard to make sure that quality services are provided as part of our program.

	Emotional Support	Classroom Organization	Instructional Support
Oahe Child Dev. Center	6.46	6.02	4.19
Regional Average	6.10	5.80	3.00
National Average	5.99	5.63	2.72

Note: Scores in chart are based on Federal Monitoring Review for FY 2013.

Transition activities and information are provided to ensure the smooth movement of children and families from Head Start into a public education setting, from Early Head Start to Head Start, as well as through other life changes. This is accomplished through the use of informational materials, parent socials, visits to the public school or Head Start, transition meetings with local education agencies, transfer of records, and ongoing education about the transition process. Examples of transition activities include: educational material sent to families about sippy cups, pacifiers, potty training, new siblings, new baby packets for parents, meetings with kindergarten teachers, and transition plans for each child. Transition packets and information are given to families for summer activities and information about the child's next placement.

Parent Engagement

OCDC believes that parents are a child's first and most important educator and sends home weekly educational home activities for the parents to complete with their children. This parent engagement helps to promote positive child outcomes. Parents are encouraged to be engaged through a variety of activities, committees, and volunteering opportunities in the program, some of which include Health Services Advisory Council, interview committees, Policy Council, and Parent Committees. Staff build relationships with parents and encourage them to set and achieve goals for themselves and their children. OCDC's Head Start families set 221 goals for themselves during our program year and completed 190 of them for an 86% completion rate. Early Head Start families set 122 goals and completed 94 of them for a 77% completion rate. Parents are encouraged to attend parent events that focus on health & safety, mental health, nutrition, transition, family and community services, and education topics.

Parent Statistics from our 2013-14 Program Year:

Percent of parents that stated they had opportunities to be involved in their child's classroom and/or lesson planning	87%
Percent of parents that stated they gained knowledge from our program about strategies that helped them with their child's behavior	90%
Percent of parents that stated they gained knowledge from our program that helped them understand their child's health care needs	87%

Percent of parents that stated our program gave them an opportunity to advance their learning interests through education and training that supported their parenting skills, career and other life goals.	82%
Percent of parents that felt Oahe Child Development Center helped them make progress towards their written goals	91%
Percent of parents that rated the quality of their relationship with their home visitor or child's teacher as above average or excellent	97%

The following are a few comments from 2013-14 parents regarding how our program has impacted their child or their family:

- “Oahe Child Development program has been the best gift. Not only have I learned a lot, but my son has improved in many aspects of his life.”
- “I love Oahe Child Development Center!! They taught both of my children so many new things and I am grateful.”
- “I have really enjoyed my child being in Head Start. He now eats more foods than he used to and knows more of his letters and numbers. Also, he is no longer scared of being away from me and his family.”